

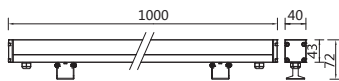


LED linear light is with simple and elegant design, which can bring a strongly feeling to your aesthetic senses, can meet various of application area for different requirement, good at the highlight of outdoor wall. It's applicable for beautifying the building, bridge, ancient architecture and etc...

Tough extrusion aluminium housing with anodized finish.
 Tempered safety glass diffuser.
 Excellent heat dissipation design.
 Different length is on request.
 Adjustable angle: $\pm 90^\circ$.

Mounting bracket can be tailor-made according to the situation and condition of the installation requirement on site.
 Easy for installation and maintenance.

Product Description:



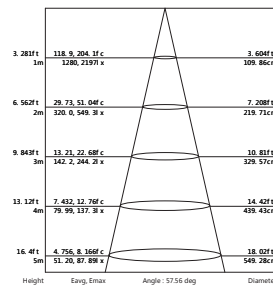
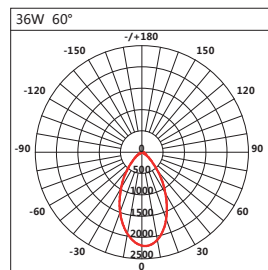
Ref.No	Watts (W)	Beam angle (Δ°)	Output Lumens (lm)	CCT (K)	Input Voltage (DC V)	CRI (Ra)	Weight (KG)	Control systems
88081490	24	15/30/60/10x80	full-color	RGB	24	-	2.0	DMX512
88081500	30	15/30/60/10x80	2000	2700/3000/4000	24	>80	2.0	
88081510	36	15/30/60/10x80	2300	2700/3000/4000	24	>80	2.0	

* Ra90 or above is on request.
 * Other CCT are available upon request.
 * Lumen output is concerned with different CCT.

Accessories



Fixing plate
20601430



*IES files of different beam angle are available upon request.